















**Note:** The depth marks are consistent throughout the starter drills and width increasing drills.

	Tapered Surgical Drill, Grey, 2.5mm	Tapered Surgical Drill, Purple, 2.8mm	Tapered Surgical Drill, Yellow, 3.2mm	Tapered Surgical Drill, Green, 3.7mm	Tapered Surgical Drill, Red, 4.1mm	Tapered Surgical Drill, Blue, 4.5mm	Grey Implant Driver 3.3mm, 3.8mm implants Yellow Implant Driver 4.2mm, 5.0mm implants
	Initiate osteotomy. Recommended drill speed: 1,500 - 2,000 RPM.		Develop osteotomy. Recommended drill speed: 1,000 RPM.				Place implant matching the length of the prepared osteotomy. Maximum 30 RPM or use manually.
 3.3mm							
 3.8mm							
 4.2mm							
 5.0mm	